



652 Oliver Street
Williamsport, PA. 17701 U.S.A.

Telephone +1 (800) 258-3279 U.S. and Canada (Toll Free)
Telephone +1 (570) 323-6181 (Direct)
Facsimile +1 (570) 327-7101
Email Technicalsupport@lycoming.com
www.lycoming.com

SERVICE INSTRUCTION

DATE: April 8, 2020

Service Instruction No. 1042AH
(Supersedes Service Instruction No. 1042AG)
Engineering Aspects are
FAA (DER)-Approved

SUBJECT: Approved Spark Plugs
MODELS AFFECTED: All Lycoming piston aircraft engines
TIME OF COMPLIANCE: As required for replacement
REASON FOR REVISION Added new engine model IO-390-D to Tables 4 and 5.

NOTICE: Incomplete review of all the information in this document can cause errors. Read the entire Service Instruction to make sure you have a complete understanding of the requirements.

This Service Instruction identifies the various short reach (Figure 1) and long reach (Figure 2) spark plugs (Tables 2 through 5) approved for installation on Lycoming engine models as well as guidelines for correct spark plug installation.

Cylinders that use short reach spark plugs have gray paint or no other special identifying color on the cylinder fins between the spark plug hole and the rocker covers (Figure 1). Engines with long reach spark plugs are identified by yellow paint on the cylinder fins between the spark plug hole and the rocker covers where shown in Figure 2.




Figure 1

Figure 2

Short Reach Spark Plug Thread Dimensions and Spark Plug Hole (Gray or No Color Cylinder Fins)

Long Reach Spark Plug Thread Dimensions and Spark Plug Hole (Yellow Cylinder Fins)

Thread pitch can be 5/8-24 or 3/4-20

To identify the approved spark plug for your engine in Tables 2 through 5, you must know:

- Lycoming engine model number
- Whether it is a long reach or short reach spark plug
- Spark plug thread pitch (Figures 1 and 2)



ISSUED			REVISED			PAGE NO.	REVISION
MO	DAY	YEAR	MO	DAY	YEAR	1 of 7	AH
09	15	61	04	08	20		

NOTICE: Figure 3 shows spark plug electrode end types, structure, and part number designations. The term UNEF indicates that the diameter-pitch combination is from the extra fine series of Unified Thread Standard (UTS) thread. The standard designation for a UTS thread is a number indicating the diameter of the thread in inches (e.g. 5/8) followed by the pitch measured in threads per inch (e.g. 24).

Since the same engine models can use either short or long reach spark, do not use the engine model as the only basis to identify the spark plugs to be installed on the engine per Tables 2 through 5.

If an approved spark plug is not available, Lycoming can supply an equivalent substitute spark plug.

Tempest has acquired the Unison AutoLite spark plug line. This Service Instruction identifies the new Tempest spark plug part numbers in Tables 2 through 5.

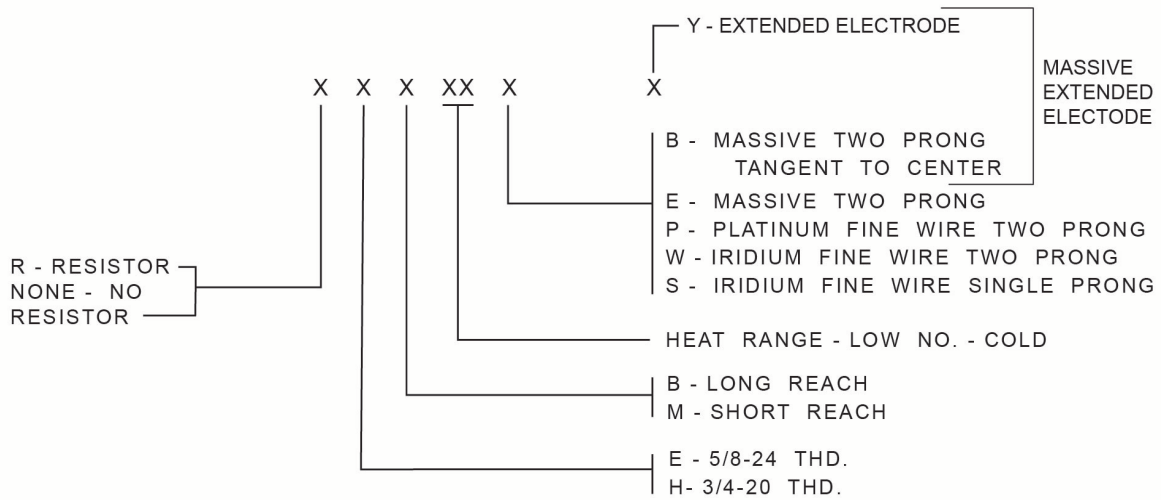
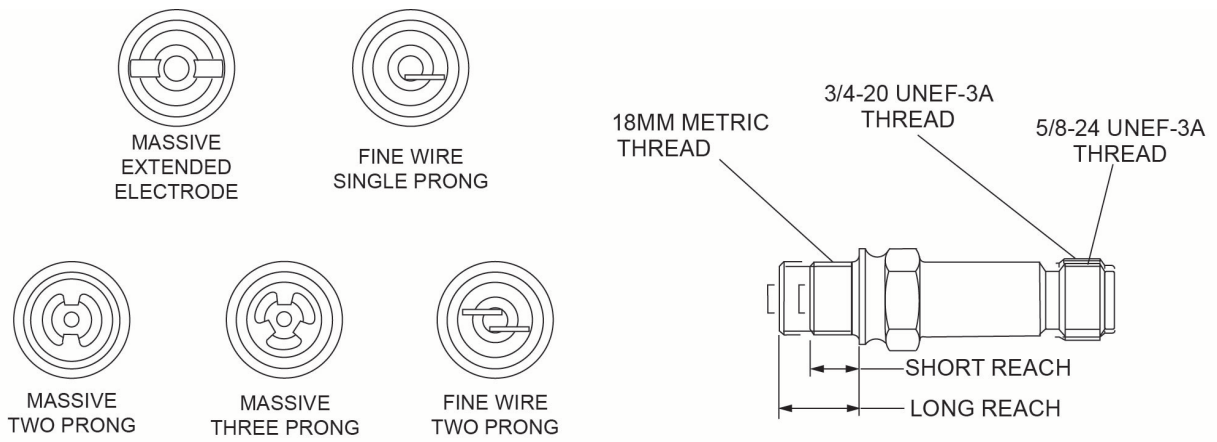
Spark Plug Installation Guidelines

1. Spark plug gap must be set at 0.016 to 0.022 in. (0.40 to 0.60 mm).
2. Always install a spark plug with a new gasket (P/N STD-295).
3. Use a copper-based anti-seize compound or engine oil on spark plug threads starting two full threads from the electrode, but DO NOT use a graphite-based compound.
4. Use installation torque values shown in Table 1.

**Table 1
Installation Torque Values**

	Torque Value
All spark plugs	420 in.-lbs. (or 35 ft.-lbs.) (47.5 Nm)
5/8-24 (16 mm-24) lead nuts	80 to 90 in.-lbs. (9 to 10 Nm)
3/4-20 (19 mm-20) lead nuts	110 to 120 in.-lbs. (12 to 13.6 Nm)

ISSUED			REVISED			PAGE NO.	REVISION	S.I. 1042
MO	DAY	YEAR	MO	DAY	YEAR			
09	15	61	04	08	20	2 of 7	AH	



CHAMPION PART NO. DESIGNATION

TEMPEST (FORMERLY UNISON) PART NO. DESIGNATION

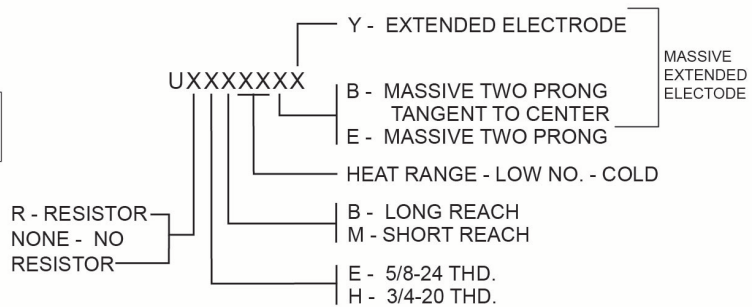


Figure 3
Spark Plug Characteristics

ISSUED			REVISED			PAGE NO.	REVISION	S.I. 1042
MO	DAY	YEAR	MO	DAY	YEAR	3 of 7	AH	
09	15	61	04	08	20			

Table 2
Short Reach Spark Plugs, 5/8-24 Lead Nut Threads

ENGINE MODEL	MASSIVE						FINE WIRE	
	CHAMPION			TEMPEST**			CHAMPION	TEMPEST**
	REM 40E	REM 38E	REM 37BY	UREM 40E	UREM 38E	UREM 37BY	REM 38S	UREM 38S
O-235-C,-E,-H	A	A	A	A	A	A	A	A
O-235-N,-P	A	A	A	A	A	A	A	A
O-235-K,-L,-M	A	A	A	A	A	A	A	A
O-235-F,-G,-J	-	-	-	-	A	-	A	A
O-290	A	A	A	A	-	A	A	A
O-320-A,-E	A	A	A	A	A	A	A	A
O-320-C	A	A	A	A	-	A	A	A
O-320-B,-D	A	A	A	A	A	A	A	A
O-320-H*	A	A	A	A	A	-	A	A
IO-320-A	A	A	A	A	-	A	A	A
IO-320-E	A	A	A	A	A	A	A	A
IO-320-B,-C,-D,-F	A	A	A	A	A	A	A	A
LIO-320-B	A	A	A	A	A	A	A	A
AEIO-320-A,-D	A	A	A	A	A	A	A	A
AEIO-320-E	A	A	A	A	A	A	A	A
*O-360-A,-C,-F,-J	A	A	A	A	A	A	A	A
O-360-B,-D	A	A	A	A	-	A	A	A
*IO-360-A,-C,-D,-J	-	A	A	A	A	A	A	A
*IO-360-B,-E,-F,-L,-M,-N,-P	A	A	A	A	A	A	A	A
HO-360-A,-B,-C	A	A	A	A	A	A	A	A
*LO-360-A	A	A	A	A	A	A	A	A
HIO-360-A,-B,-G	A	A	A	A	A	A	A	A
HIO-360-C,-D	-	A	-	-	A	-	A	A
*LIO-360-B	A	A	A	A	A	A	A	A
LIO-360-C	-	A	A	A	A	A	A	A
LIO-360-M	A	A	A	A	A	A	A	A
LHIO-360-C	-	A	-	-	A	-	A	A
AIO-360-A,-B	-	A	A	A	A	A	A	A
*AEIO-360-A	-	A	A	A	A	A	A	A
AEIO-360-B,-H	A	A	A	A	A	A	A	A
VO-360-A,-B	A	A	A	A	A	A	A	A
*GO-435-C	A	A	-	A	A	-	A	A
VO-435-A	A	A	-	A	A	-	A	A
*GO-480-B,-D,-F	A	A	-	A	A	-	A	A
GSO-480-A,-B	A	A	-	A	A	-	A	A
IGSO-480	A	A	-	A	A	-	A	A
*O-540-A	A	A	A	A	A	-	A	A
*O-540-B	A	A	A	A	A	-	A	A
*O-540-E,-F,-G,-H	A	A	A	A	A	-	A	A
O-540-J	A	A	A	A	A	-	A	A
*IO-540-A,-B,-E,-G,-K,-L,-AB,-AE	-	A	A	A	A	-	A	A
*IO-540-C	A	A	A	A	A	-	A	A

“A” identifies approved spark plugs; the hyphen (-) identifies spark plugs that are neither recommended nor approved.

* May also have 3/4-20 wire end.

** Formerly Unison

ISSUED			REVISED			PAGE NO.	REVISION	S.I. 1042
MO	DAY	YEAR	MO	DAY	YEAR	4 of 7	AH	
09	15	61	04	08	20			

**Table 2 (Cont.)
Short Reach Spark Plugs, 5/8-24 Lead Nut Threads**

ENGINE MODEL	MASSIVE						FINE WIRE	
	CHAMPION			TEMPEST**			CHAMPION	TEMPEST**
	REM 40E	REM 38E	REM 37BY	UREM 40E	UREM 38E	UREM 37BY	REM 38S	UREM 38S
*IO-540,-J	A	A	A	A	-	-	A	A
*IO-540-D,-N, -T	A	A	A	A	A	-	A	A
IO-540-R	-	A	A	-	A	-	-	-
*IO-540-V	A	A	A	A	A	-	A	A
IO-540-W	-	A	A	A	A	-	-	-
AEIO-540-D	A	A	A	A	A	-	A	A
*AEIO-540-L	-	A	A	A	A	-	A	A
VO-540-C2A	-	A	A	-	A	-	-	A

“A” identifies approved spark plugs; the hyphen (-) identifies spark plugs that are neither recommended nor approved.

* May also have 3/4-20 wire end.

** Formerly Unison

**Table 3
Short Reach Spark Plugs, 3/4-20 Lead Nut Threads**

ENGINE MODEL	MASSIVE				FINE WIRE	
	CHAMPION		TEMPEST**		CHAMPION	TEMPEST**
	RHM 40E	RHM 38E	URHM 40E	URHM 38E	RHM 38S	URHM 38S
O-320-H	A	A	A	A	A	A
*O-360-A,-F	A	A	A	A	A	A
O-360-E	A	A	A	A	A	A
*IO-360-A,-J	-	A	-	A	A	A
*IO-360-B	A	A	A	A	A	A
*LO-360-A	A	A	A	A	A	A
LO-360-E	A	A	A	A	A	A
LIO-360-A	-	A	-	A	A	A
*LIO-360-B	A	A	A	A	A	A
*AEIO-360-A	-	A	-	A	A	A
*GO-435-C	A	A	A	A	A	A
*GO-480-B,-D,-F	A	A	A	A	A	A
*O-540-B	A	-	A	-	A	A
*O-540-E,-G,-H,-J	A	A	A	A	A	A
*IO-540-A,-B,-G-K,-L,-AE	-	A	A	A	A	A
IO-540-AF	-	A	-	A	-	-
*IO-540-C,-N,-T,-V, -W	A	A	A	A	A	A
*AEIO-540-L	-	A	A	A	A	A
IO-720-A,-B,-C,-D	-	A	-	A	A	A

“A” identifies approved spark plugs; the hyphen (-) identifies spark plugs that are neither recommended nor approved.

* May also have 5/8-24 wire end.

** Formerly Unison

ISSUED			REVISED			PAGE NO.	REVISION	S.I. 1042
MO	DAY	YEAR	MO	DAY	YEAR	5 of 7	AH	
09	15	61	04	08	20			

Table 4 Long Reach Spark Plugs, 5/8-24 Lead Nut Threads				
ENGINE MODEL	MASSIVE			FINE WIRE
	CHAMPION		TEMPEST**	CHAMPION
	REB37E	REB32E	UREB37E	REB36S
O-360-C4P	A	-	-	
IO-320-C1A,-C1B,-F1A	A	-	A	
LIO-320-C1A	A	-	A	
*IO-360-A1B6,-C1A,-C1F	A	-	A	
IO-360-F1A	A	-	A	
*IO-390-A,-C, -D	A	-	A	A
*HIO-390-A	A	-	A	A
*AEIO-390-A	A	-	A	A
O-540-E4A5	A	-	-	
*IO-540-E,-J,-K,-P,-R,-AE	A	A	A	
IO-540-M	A	-	A	
*IO-540-R	A	A	A	
*AEIO-540-L	A	A	A	
*TIO-540-C1A,-E,-H	A	A	A	
*IO-580; AEIO-580	A	-	A	A

“A” identifies approved spark plugs; the hyphen (-) identifies spark plugs that are neither recommended nor approved.

* May also have 3/4-20 wire end.

** Formerly Unison

Table 5 Long Reach Spark Plugs, 3/4-20 Lead Nut Threads								
ENGINE MODEL	MASSIVE				FINE WIRE			
	CHAMPION		TEMPEST**		CHAMPION		TEMPEST**	
	RHB 37E	RHB 32E	URHB 37E	URHB 32E	RHB 36S	RHB 32S	URHB 36S	URHB 32S
*IO-360-A,-C	A	A	A	A	A	A	A	-
IYO-360	A	-	A	-	A	-	A	A
HIO-360-E,-F	A	A	A	A	-	A	A	A
LHIO-360-F	A	A	A	A	-	A	A	A
TO-360-C,-F	A	A	A	A	A	A	A	A
TO-360-E	A	A	A	-	A	-	A	A
LTO-360-E	A	A	A	-	A	-	A	A
*TIO-360-A	A	A	A	A	A	A	A	-
TIO-360-C	A	A	A	A	A	A	A	A
*IO-390-A,-C, -D	A	-	A	-	A	-	A	-
*HIO-390-A	A	-	A	-	A	-	A	-
*AEIO-390-A	A	-	A	-	A	-	A	-
TVO-435-A,-B,-C,-D,-E,-G	A	A	A	-	A	A	A	A
TVO-435-F	A	A	A	-	A	A	A	A
VO-435-A,-B	A	A	A	-	A	A	A	A
GO-480-G1,-G2	A	A	A	-	A	A	A	A
IGO-480-A	A	A	A	-	A	A	A	A
GSO-480	A	A	A	-	A	A	A	-
IGSO-480	A	A	A	-	A	A	A	-

“A” identifies approved spark plugs; the hyphen (-) identifies spark plugs that are neither recommended nor approved.

* - May also have 5/8-24 wire end.

** Formerly Unison

ISSUED			REVISED			PAGE NO.	REVISION	S.I. 1042
MO	DAY	YEAR	MO	DAY	YEAR	6 of 7	AH	
09	15	61	04	08	20			

Table 5 (Cont.)
Long Reach Spark Plugs, 3/4-20 Lead Nut Threads

ENGINE MODEL	MASSIVE				FINE WIRE			
	CHAMPION		TEMPEST**		CHAMPION		TEMPEST**	
	RHB 37E	RHB 32E	URHB 37E	URHB 32E	RHB 36S	RHB 32S	URHB 36S	URHB 32S
O-540-9	A	-	A	-	A	A	A	-
O-540-L	A	A	A	-	A	A	A	-
*IO-540-E,-G, K,-M,-P,-S	A	A	A	A	A	A	A	A
*IO-540-J,-R	A	A	A	-	A	A	A	A
*IO-540-AA,-AC	A	A	A	A	A	A	A	A
IGO-540-A,-B	A	A	A	A	A	A	A	A
IGSO-540-A,-B	A	A	A	A	A	A	A	A
IVO-540-A	A	-	A	-	A	A	A	-
AEIO-540-L	A	A	A	A	A	A	A	A
TIO-540-A	A	A	A	A	A	A	A	A
*TIO-540-C,-K,-W,-AA, -AB,-AF,-AG,-AH,-AJ, -AK	A	A	A	-	A	A	A	A
*TIO-540-E	A	A	A	A	A	A	A	A
TIO,LTIO-540-F	A	A	A	A	A	A	A	A
TIO-540-G,-AE	A	A	A	-	A	A	A	A
*TIO-540-H	A	A	A	A	A	A	A	A
TIO,LTIO-540-J,-N,-R	A	A	A	A	A	A	A	A
TIO-540-S	A	A	A	A	A	A	A	A
TIO-540-T	A	A	A	A	A	A	A	A
TIO,LTIO-540-U,-V	A	A	A	A	A	A	A	A
TIVO-540-A	A	A	A	A	A	A	A	A
VO-540-A,-B,-C	A	-	A	-	A	A	A	-
TIO-541-A,-E	A	A	A	A	A	A	A	-
TIGO-541-E	A	A	A	A	A	A	A	-
*IO-580; AEIO-580	A	-	A	-	A	-	A	-
IO-720-A,-B,-D	A	A	A	A	A	A	A	A
TEO-540-A1A	A	A	A	A	A	A	A	A
TEO-540-C1A	A	A	A	A	A	A	A	A

“A” identifies approved spark plugs; the hyphen (-) identifies spark plugs that are neither recommended nor approved.

* May also have 5/8-24 wire end.

** Formerly Unison

ISSUED			REVISED			PAGE NO.	REVISION	S.I. 1042
MO	DAY	YEAR	MO	DAY	YEAR			
09	15	61	04	08	20	7 of 7	AH	